



Surgical Associates of Palm Beach County is the oldest and largest Multi-Specialty Surgical group practice in South Palm Beach County.

INTRODUCTION

Surgical Associates of Palm Beach County (SAPBC) is a Multi-Specialty Surgical group practice with over 200 years of combined surgical experience. SAPBC has a reputation for leadership and innovation in the surgical community, and has built a reputation for excellence in surgical care over the past four decades.

Our mission is to provide the highest quality, state of the art, and personalized care possible for our patients. We take pride in our individual specialties and work hard to maintain our expertise. Our surgeons are proficient in the latest minimally invasive surgical techniques, including Laparoscopy, solid organs, Thoracoscopy and Endovascular surgery.

SAPBC is capable of providing skilled care for most General Surgical, Colon and Rectal, Vascular, Thoracic, Breast and Surgical Oncologic conditions. The combined training, experience and technical skill of our surgeons has made our practice a true Center of Excellence. However, if any of us believes a patient would be better served with treatment elsewhere, we will gladly and honestly make that referral and help get a timely appointment.

Because of all the recent advances occurring in Medicine, especially within the field of Surgery, we feel that it is important for our referring physicians to have an understanding of the latest treatment modalities available to their patients and what we as a group have to offer.

With the above in mind, SAPBC will be sending you bimonthly newsletters informing you of the latest treatment modalities available to your patients for various surgical conditions. Our goal is to keep you informed so that you can make the most intelligent recommendation to your patients, and most of all, feel comfortable referring them to our group.

We appreciate the trust you have given us to care for your patient's surgical problems and will endeavor to provide them with the highest quality surgical care. When your patients need surgery, you need to know that they are getting experienced, fully capable care performed to the highest standards.

As always, we thank you for your continued support.

For more information please visit our website



www.sapbc.net



Gerald N. Robinson, M.D.
CEO



Frederick B. Liebler, M.D.



Jonathan Wideroff, M.D.



Matthew A. Klein, M.D.



Joseph A. Colletta, M.D.



Angela Jones, M.D.



Manuel A. Molina, M.D.



David L. Wulkan, M.D.



John C. Motta, M.D.



Andrew S. Ross, M.D.



James R. Barron, M.D.



Jonathan Waxman, M.D.



Jose F. Yeguez, M.D.

EndoVenous Laser Treatment (EVLT).

Matthew A. Klein M.D. and David L. Wulkan M.D..



Volume 1, Issue 1

Newsletter Date:

February 2009

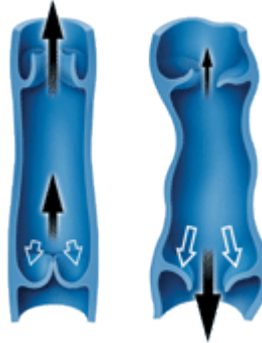
“Most of our patients go back to work the next day,” Dr. Klein said.

“Anyone who is suffering from the pain of varicose veins should know about this process and should consider coming in for an evaluation,” Dr. Wulkan said.

Varicose veins are enlarged veins that can be anything from small “spider” veins to large, bulging veins. They can occur without an underlying problem, but frequently are due to venous insufficiency. This condition results from a failure of the valves in the superficial veins to maintain one-way flow from the feet toward the heart. This allows pressure to build up in these veins resulting in their enlargement. Frequently, this produces symptoms which may be described as aching, burning, heaviness or fatigue.

The symptoms usually are most prominent after prolonged sitting or standing. When more advanced, skin changes including dryness and a brownish discoloration and ultimately ulceration may occur. These skin changes are most pronounced around the ankles. Venous insufficiency is more

common in women, but frequently occurs in men as well.



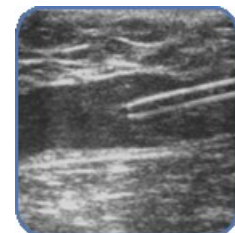
In addition to physical examination, the mainstay of the diagnosis of venous insufficiency is the duplex ultrasound scan. This is a noninvasive evaluation that needs to be done in a highly qualified vascular lab as the information obtained is critical for treatment.

Once appropriately evaluated and diagnosed, the treatment is designed to eradicate the faulty vein or veins. Formerly, this was done as a surgical procedure (vein stripping) which involved anesthesia and a significant amount of postoperative discomfort and bruising.

This can now be done in our office under local anesthesia using a laser. The procedure is called **EndoVenous Laser Treatment (EVLT)**. The heat from the laser essentially closes down the vein with excellent immediate as well as long-term results. There is virtually no “down –



time.” The EVLT is a minimally invasive procedure performed in our office in less than an hour with little or no pain and no scarring, providing immediate relief of symptoms. This procedure can be performed at **Boca Vein Care**, a leading vein treatment center in Boca Raton, Florida.



Newsletter

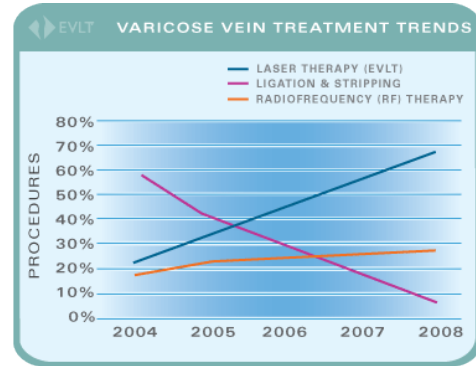
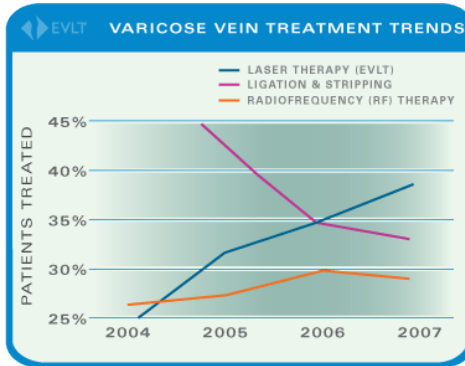


Volume 1, Issue 1

Newsletter Date: February 2009

“Clinical literature clearly shows EVLT to be more effective and less traumatic than ligation & stripping. I expect this procedure to replace the vast majority of L&S procedures for varicose vein treatment over the next few years. It’s simple, easy to learn, and patients love the results. You owe it to your patients to offer this option.”

David Vanderpool, MD
Vascular Surgeon.
Laser and Vein
Aesthetics,
Brentwood, TN



Matthew A. Klein, M.D., F.A.C.S.
General, Breast & Laparoscopic Surgery, Treatment of Varicose Veins



David L. Wulkan, M.D., F.A.C.S.
Vascular, Endovascular & General Surgery Treatment of Varicose Veins

Matthew A. Klein M.D., F.A.C.S.
David L. Wulkan M.D., F.A.C.S.

Co-founders of **Boca Vein Care**, are Board Certified Surgeons trained at The University of Miami Jackson Memorial Hospital in Miami, Florida. They have each been in practice in the Boca Raton-Delray area for over twenty years. They have extensive experience in the treatment of varicose veins and have done over 500 EndoVenous Laser Treatments.

They are also well-versed in the treatment of “spider” veins with

sclerotherapy. A certified vascular lab is in our office, giving the opportunity for diagnosis and treatment to be performed in the same setting. Most insurances are accepted and new patients appointments are always available.

To schedule a consultation, please call our office at 561-395-2626. For more information visit our specialty website at:

www.bocaveincare.com



Small Incisions, less pain

Jonathan Waxman, M.D., F.C.C.P.



Volume 1, Issue 2

Newsletter Date: February 2009



Jonathan Waxman, M.D.

Dr. Waxman is Board Certified in Surgery and Cardiothoracic Surgery, and specializes in Minimally Invasive Thoracic Surgery, with interests in Thoracoscopic Lung Resection, Video Assisted Thoracoscopic Surgery (VATS), Thoracoscopic Staging, Esophageal Disorders, and Endoscopic Ultrasound.

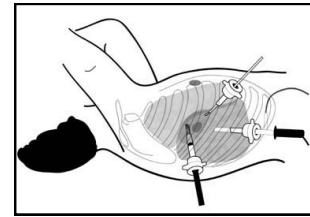


Minimally invasive surgery (MIS) represents a major advance in the management of many conditions including lung cancer. Using this technique, surgeons are able to perform surgeries in the chest and other areas in the body through little incisions (bandaid size) and with the use of specially designed instruments and high definition cameras. The use of MIS techniques has increased dramatically over the past few years as surgeons are receiving advanced training and becoming proficient in various procedures to the point that many surgeries nowadays, are being performed routinely using MIS techniques. Previously, they would have only been done the usual open way. In the case of lung cancer, when diagnosed at an early stage and when found to be small in size without spread to other organs, thoracic surgeons can perform the same lung resection with **VATS** surgery instead of the traditional open approach. Vats stands for **Video**

Assisted Thoracic Surgery. This minimally invasive surgical technique avoids the use of large incisions, spreading or breaking ribs, cutting major muscles and injuring surrounding nerves. A traditional open approach to remove a part of the lung usually involves a large incision on the side of the chest and requires a special metal retractor to spread the ribs apart in order to have visualization and have space for the surgeons' hands and instruments inside the chest cavity.

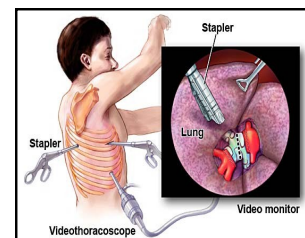
In comparison, **VATS** surgery requires 3 to 4 bandaid size incisions through which a small camera and specially designed instruments are passed through the chest wall between the ribs allowing the surgeon to do the same surgery while looking on a monitor. Among the many advantages of these minimally invasive surgical techniques, there is usually less blood loss, decreased amount of postoperative pain, and a shorter hospital stay. Also very

important is the fact that patients usually regain their level of function they had prior to the surgery much sooner, in comparison to those



patients undergoing traditional open techniques.

Vats surgery can also be applied to other conditions such as in the treatment of excessive sweating in the hands, known as hyperhidrosis, treatment for collapsed lung, also known as pneumothorax, diagnosis and biopsy of lung or chest masses among many others. It is very



important to discuss with your patient if these techniques are applicable to them and to discuss the particular indications, risks and benefits of **MIS** procedures.